

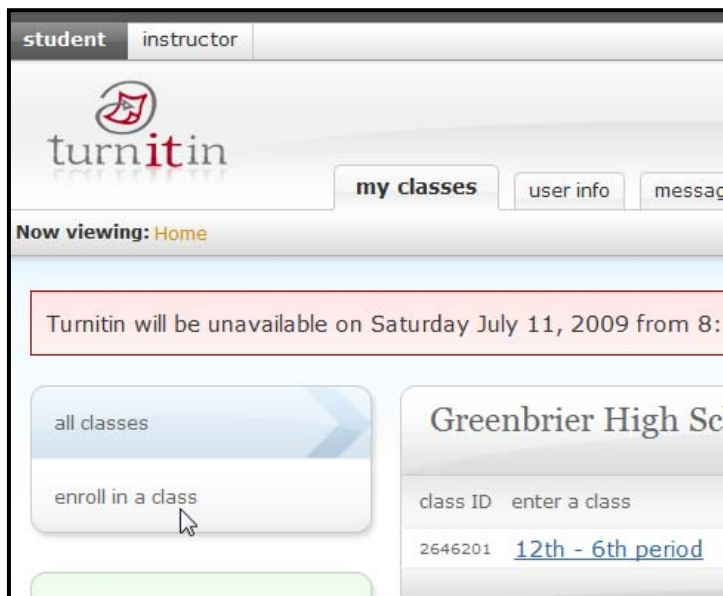
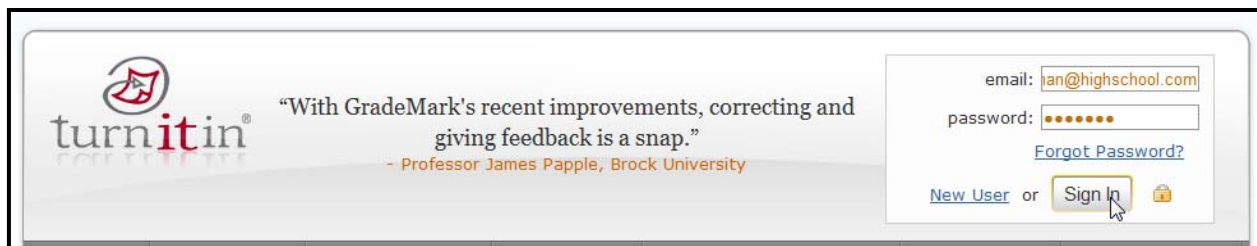
Tutorial – Enrolling in a new class on Turnitin.com (you already have a user id and password).

Note: Before proceeding with this tutorial, you will need the following information from your teacher:

- ✎ Class ID (a 7-digit number): _____
- ✎ Class enrollment password: _____

Step 1: Open your web browser and type in the following address: www.turnitin.com

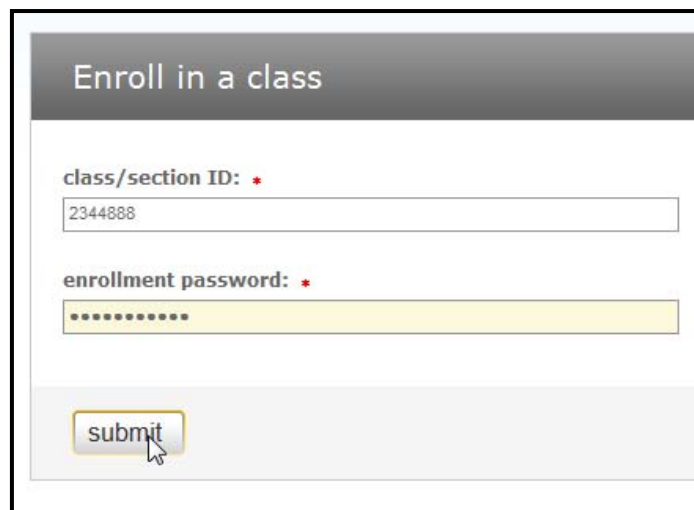
Step 2: When the Turnitin website loads, log on using your email address and password.



Step 3: Your other classes or past classes may be listed in the box in the center of the page.

To add yourself to a new class, click on "enroll in a class."

Step 4: Enter the "class/section ID" and "enrollment password" in the appropriate fields. Click "submit."



Step 5: You should now see that you have been added to the appropriate class.

Greenbrier High School		
class ID	enter a class	instructor
2344888	12th - 3rd period	Buchanan, K.
2646201	12th - 6th period	Buchanan, K.